

## **EFFECT OF THE ELECTROMAGNETIC RADIATION ON THE CELL FUNCTION AND PROTECTIOT WITH BIO-SPH**

**Stojan Velkoski, Georgi Kotevski, Gordana Zlateva – Velkoska\*  
Garo Mardirossian\*\***

*Research Center "Soncev Zrak" – Skopje, Macedonia; [www.soncevzrak.com](http://www.soncevzrak.com)*

*\*Clinical Center – Skopje, Macedonia*

*\*\*Space Research Institute at the Bulgarian Academy of Sciences – Sofia, Bulgaria*

**Key words: protection from electromagnetic radiations**

**ABSTRACT:** *Ever since the man found out of the harmfulness of radiation, he contemplated how to protect himself.*

*Being aware of the danger, the man started skillfully to avoid them finding the fields by various detecting methods. As the urban settlements gradually were growing bigger and bigger and the space to build on narrower and narrower, people started thinking of how to protect the existing space that was influenced by the electromagnetic radiations.*

*In the beginning, they used materials that were most often at hand at the time as protection. For example, they would lay sheep or lamb hides with fur, thick layer of pressed hay and similar.*

*However it was not enough so they practiced various detecting methods, which proved themselves as the most successful prevention method.*

In the last century people used materials which were available at the time for protection. Thick plastic hydro-insulating foils, copper or lead sheets and plates, specially worked copper springs were used, depending on the intensity of radiation in space.

Materials and methods used to protect against radiation showed some failures.

Such as for instance, the foundation of the whole object should be covered, which was not always feasible. Geo-pathogenic radiation were redirected out of the object to other surrounding objects or flats, which was inhuman. That is why we were not willing to use such type of protection. There were more practical devices available on the market, easier to use, but protecting only against geo-pathogenic radiation and had reflective lateral effect on about 50 cm to 2 m, thus endangering the safe zone. Various instruments and devices well advertised emerged on the market, most of them with only a softening effect or reflective, but did not protect by conversion or neutralizing the radiation.

Some of the solutions have been obtained as a result of the very form or the composition, e.g. filled up with quartz sand or similar crystals, which can in short term have positive effect in the space, but then becomes neutral or even represent sort of transmitters of damaging effect in the space.

Today in the world there is one solution well known, which in addition to the softening effect to the space, has a neutralizing effect, which by means of conversion reduces the radiation intensity and disables the depolarising power on the cell.

This new solution, publicly known, is the neutralizer-transformer BIO-SPH. This device enables complete protection of the live world and against geo-pathogens, cosmic and technical sources of radiation.

BIO-SPH is a well-advertised technical solution. Its function has been investigated for more than 10 years. BIO-SPH is a certified and patented device. Its functionality is measurable in technical laboratories, and it is also clinically attested (see certificates).

Solution to the problem

It is recommendable to solve the problem ahead of serious problems. It can be done in two ways:

- a) By detecting and selecting a safe location for building houses and objects, by which natural radiation sources can be avoided. We would like to remind here that the technical radiation sources will remain after a building has been built; by protecting rooms in existing buildings.
- b) Protection by BIO-SPH.

As well known, the electric processes in a live organism play an important role and point at deviation and disturbance of various cell structures.

Each deviation or disturbance of bio-elementary standards on a cell level represents a positive sign of disturbed cell function.

In order for a cell to function, it should have a minimum of 60 microelements and more than 100.000 enzyme molecules, enabling 2000 biochemical reactions to take place, energetic or similar, happening at a precisely determined order.

During these electromagnetic reactions an electromagnetic field is created. In the course of protein synthesis (since same molecules are connected), a homogenous electromagnetic field is created, in which negative charge is present. As by a rule, with all equal cells, we find certain charges which can be exactly determined. It is also known that some organs have a property to sediment certain ions, e.g. Thyroidea-iodine, kidneys-cadmium, retina-barium etc.

Oxide-reduction processes take place in the cells- which is ensuring energy at which the basic energetic material is adenosine-three-phosphate (ATP).

The biological cell membrane is a basic regulatory and functional part of the cell. Inside are the main mechanisms to transform and transmit the electric micro energy from chemical into electrical. It is a so called receptory potential. During these processes electromagnetic fields are created around the cell.

In this case, normal dynamics of inter-transforming of energies is accompanied with appearance of appropriate electromagnetic fields, characterized by a morpho-biological – genetically conditioned fields of the same cell of each organ. Based on this is the thesis that man should be considered as fundamental, natural, energetic functional completed model composed of a number of bio-elements. They are in a perfect co-relation with the biologic processes and direct the synthesis of life cells.

In these processes basic matters are oxygen, carbon, hydrogen and nitrogen (in which are built calcium, potassium, sodium, iron, magnesium and many oligo elements). The most significant is that one and the same element has various intermediary and functional effect, depending on how they are structured.

For eg., the oligo element zinc, has a role in functioning of the sex glands, growing up, development and in the metabolism of the carbon hydrogen.

Cobalt plays a role in forming of blood elements and affects growing and development as well as creation of some hormones. The copper also plays a role in oxide-reductive

processes and in maintaining the vitamin balance in organisms. These examples are suggested in order to realize the importance of oligoelements for cells' life. In our cells there are about 50 oligoelements.

It is evident from what was said that each deviation or disturbance of these bio-elements in the organism will lead to disturbance of the energetic balance and of the oxide reductive processes in cells, and thus disturb the cell membrane function. This will further cause the cell to lose capacity to convert the chemical energy into electrical.

The statement can be made based on aforesaid that if cells are exposed to electromagnetic radiation, certain disruption to oxide reductive processes will be caused, and it will further prevent processes of synthesis and normal obtainment of energy in the course of the cell metabolism.

The electromagnetic radiations have a powerfully expressed depolarising power over the cell membrane. The result is a disturbed intercellular collaboration, which can cause severe and heavy diseases.

From what we know from specialized literature, based on experiments and clinical monitoring, the electromagnetic radiations disturb the functions of the supporting-moving apparatus, nervous system and internal organs.

The live world in nature has exquisitely developed sensibility which helps them adapt for survival. Large cattle will not stop and will not lie down on places where they sense intensive electromagnetic radiation, eg. a dog, horse, cattle, then especially wild animals, having an option for settlement, will always choose a safe ground.

Their intensive and enhanced sensibility caught the eye of ancient civilizations who furthermore were using animals to find safer locations for erecting settlements. If animals are compelled to dwell exposed to radiation in fenced locations such as farms, they might lose their natural instinct and their future is very uncertain. This radiation plays a key role in diseases, sterility and mortality.

The results from BIO SPH protected animals point out to positive changes in all segments. For instance, in the protected farms mortality of calves was reduced by 73 %, consumption of medicaments reduced, hormones and antibiotics by 80%, which saves money and indirectly offers healthier food.

These studies (attests) have eliminated the placebo effect of BIO-SPH, which proves it does not work on psychological and false pretences, as such components do not exist on farms.

*Remark:*

All scientific experiments in farms were under professional veterinary surveillance in order to protect animals' health. We have always followed randomly placed herd of cattle and compared them with other identical herds on the same location, this time with protection.

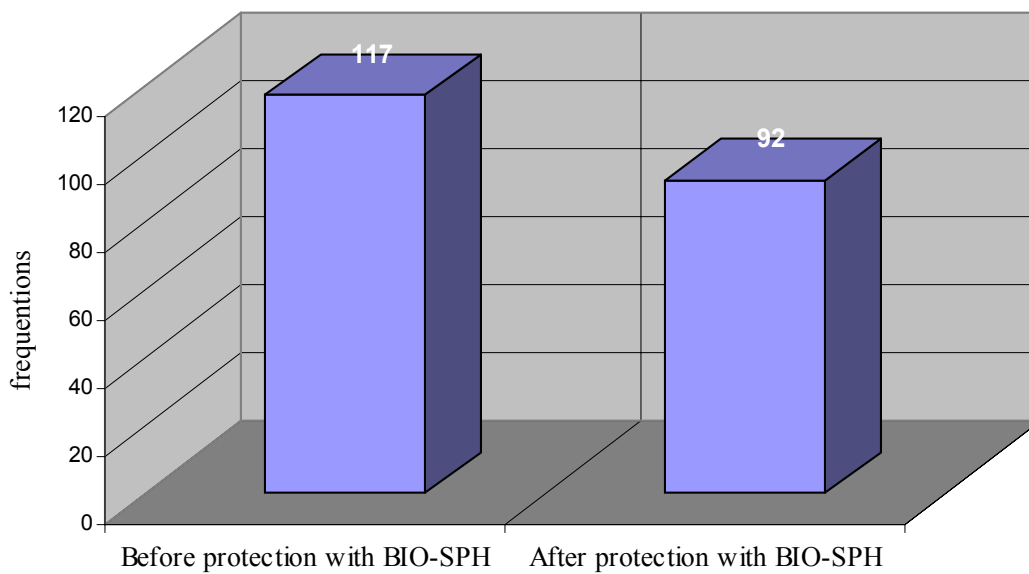
Cow shed in cow farms protected by BIO SPH

An attest was carried out by putting the BIO-SPH in the cattle shed where highly valuable bulls are kept for breeding.

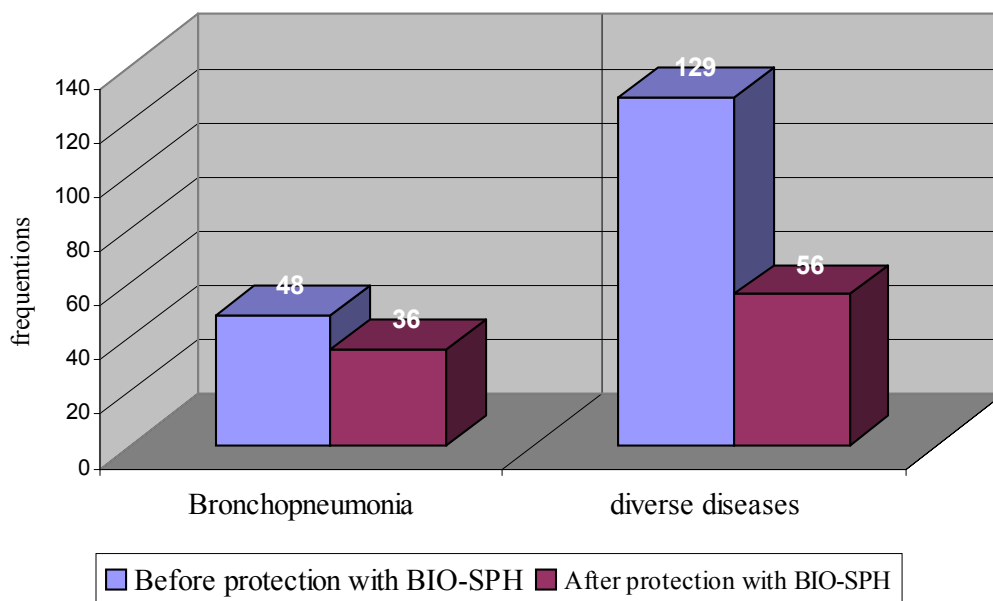
Their sperm is used for production of deep – frozen sperm which is later used for artificial insemination.

The testing was going on for a period of five mounts from 01.01.1995. The same bulls were used as a control group, but the results compared had been taken under the same conditions in the period from 01.01.1994.

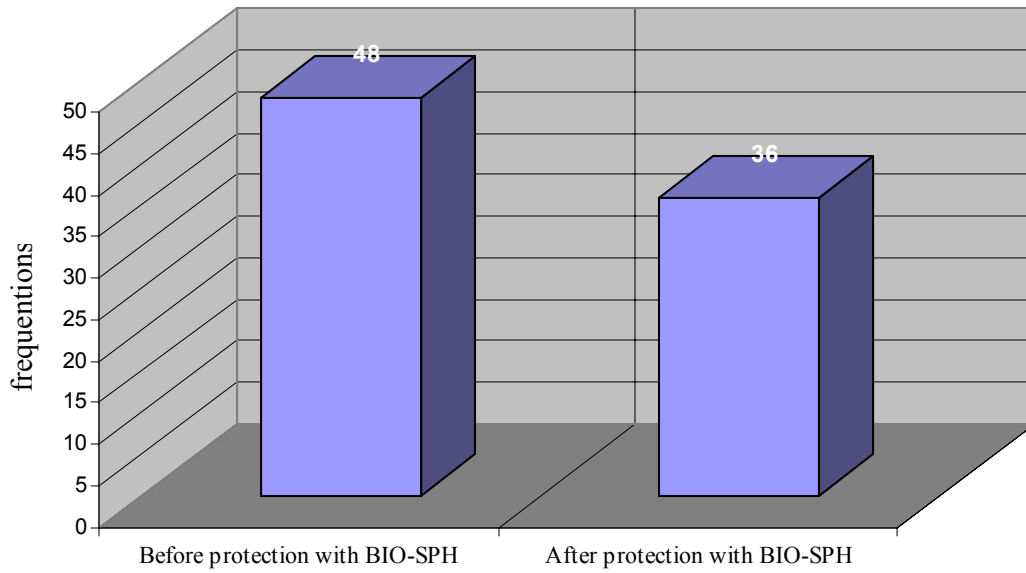
### Total mortality - Petrovec



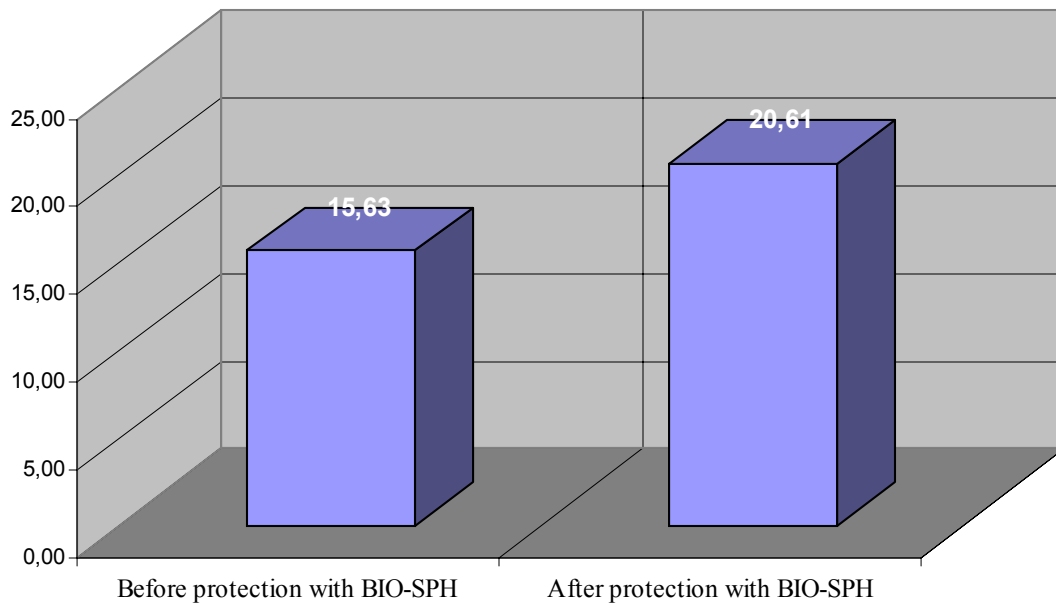
### Mortality - Petrovec



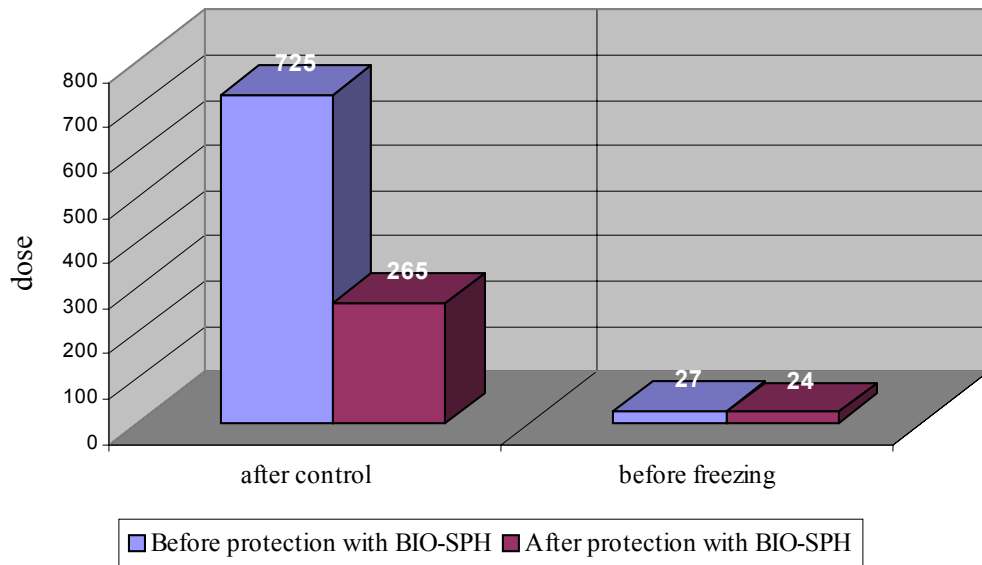
### Mortality of calves from bronchopneumonia - Petrovec



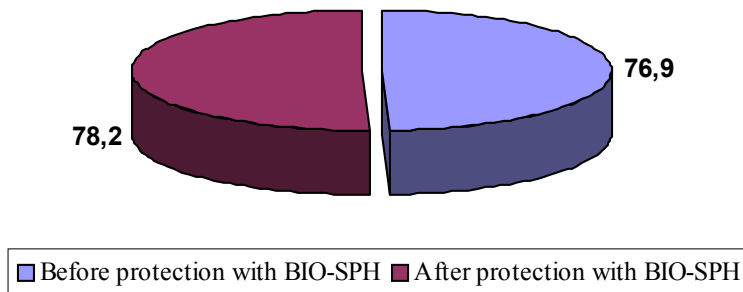
### Production of sperm for deep freezing - Veterinary Institute



### Rejected doses of sperm - Veterinary Institute



### % of live spermatozoids by ejaculate - Veterinary Institute



### References:

1. Kotevski G. Hidrogeologijata na mineralnite, termalnite i termomineralnite vodi vo teritorijata na R.Makedonija, Smoupravna praktika, Skopje 1987, 352; c. 16–274.
2. La Maja, Z. Medicina stanovanja, Nova Jugoslavija, Vranje, 1989, 370; c. 67–228.
3. Farkas, B. radiestezija u primjeni, P.O. August Senoa, Zagreb, 1990, 165; c. 18–19.
4. Kalicanin, P., Lecik-Tosevski, D., Petkovik I. Tradicionalna naucna medicina, institut za mentalno zdravlje, Beograd, 1993, 222; c. 70--79.
5. Gayton, A. Medicinska fiziologija, Bakar-Bor, Beograd, 1988, 1390; c. 52–163.
6. Komatina M. Medicinska geologija, Telur, Beograd, 2001, 429 c.
7. Велкоски С. Дистанциски аерокосмички и надземни истражувања на засилените електромагнетни влијанија врз животната средина. Докторска дисертација. Нов Бугарски универзитет. Софија – Скопје, 2004, 163 с.