

EFFECTS OF GREENHOUSE GASES ON EARTH AND ATMOSPHERE HEATING

Vangelica Jovanovska¹, Nikola Hristovski¹, Nikola Jovanovski²

¹*Faculty of Biotechnical Sciences – Bitola*

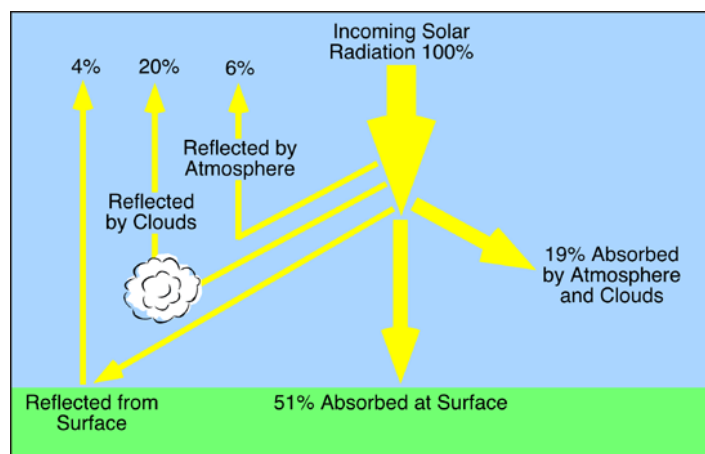
²*Tim Jugoelektro-Bitola, Macedonia*

e-mail: vangelicaj@yahoo.com ; dimitra@mt.net.mk;
timjugo@mt.net.mk; jovanovskinkl@yahoo.com

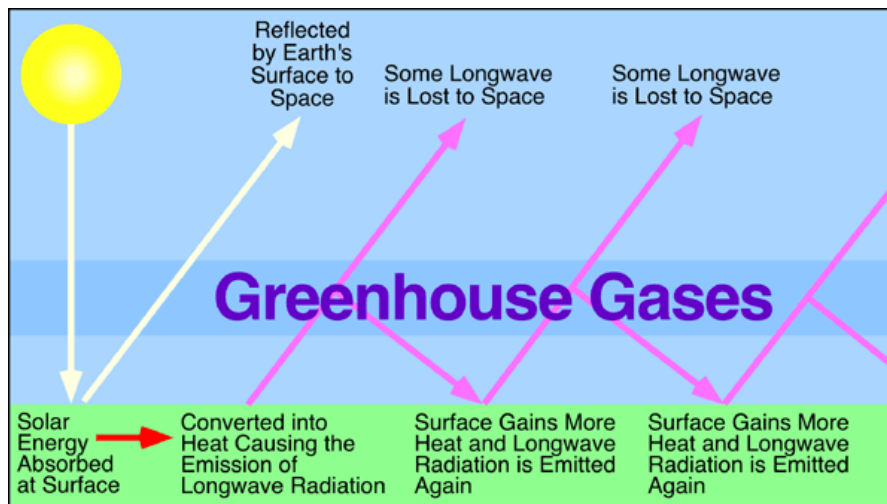
Keywords: Greenhouse gases, carbon dioxide, water vapor, methane.

Abstract: The greenhouse effect is a naturally occurring process that aids in heating the Earth's surface and atmosphere. It results from the fact that certain atmospheric gases, such as **carbon dioxide**, water vapor, and **methane**, are able to change the energy balance of the planet by absorbing **long-wave radiation** emitted from the Earth's surface. Without the greenhouse effect life on this planet would probably not exist as the average temperature of the Earth would be a chilly -18° Celsius, rather than the present 15° Celsius. As energy from the sun passes through the atmosphere a number of things take place.

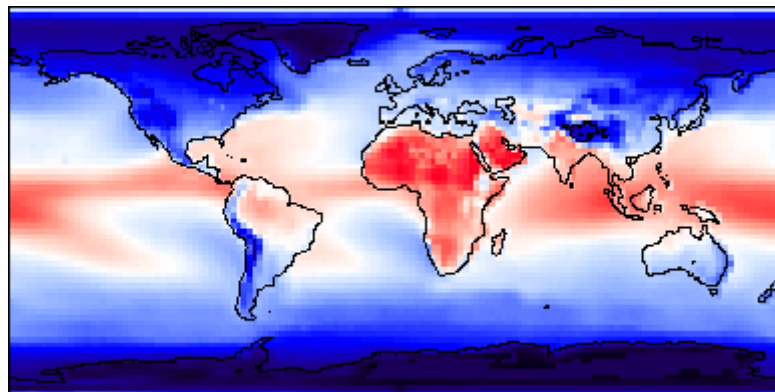
The greenhouse effect is a naturally occurring process that aids in heating the Earth's surface and atmosphere. It results from the fact that certain atmospheric gases, such as carbon dioxide, water vapor, and methane, are able to change the energy balance of the planet by absorbing long-wave radiation emitted from the Earth's surface. Without the greenhouse effect life on this planet would probably not exist as the average temperature of the Earth would be a chilly -18° Celsius, rather than the present 15° Celsius. As energy from the sun passes through the atmosphere a number of things take place. A portion of the energy (26 % globally) is reflected or scattered back to space by clouds and other atmospheric particles. About 19 % of the energy available is absorbed by clouds, gases (like ozone), and particles in the atmosphere. Of the remaining 55 % of the solar energy passing through the Earth's atmosphere, 4 % is reflected from the surface back to space. On average, about 51 % of the sun's radiation reaches the surface. This energy is then used in a number of processes, including the heating of the ground surface; the melting of ice and snow and the evaporation of water; and plant photosynthesis.



The heating of the ground by sunlight causes the Earth's surface to become a radiator of energy in the long-wave band (sometimes called infrared radiation). This emission of energy is generally directed to space.



However, only a small portion of this energy actually makes it back to space. The majority of the outgoing infrared radiation is absorbed by the greenhouse gases



Absorption of long-wave radiation by the atmosphere causes additional heat energy to be added to the Earth's atmospheric system. The now warmer atmospheric greenhouse gas molecules begin radiating long-wave energy in all directions. Over 90 % of this emission of long-wave energy is directed back to the Earth's surface where it once again is absorbed by the surface. The heating of the ground by the long-wave radiation causes the ground surface to once again radiate, repeating the cycle described above, again and again, until no more long-wave is available for absorption. The amount of heat energy added to the atmosphere by the greenhouse effect is controlled by the concentration of greenhouse gases in the Earth's atmosphere. All of the major greenhouse gases have increased in concentration since the beginning of the Industrial Revolution. As a result of these higher concentrations, scientists predict that the greenhouse effect will be enhanced and the Earth's climate will become warmer. Predicting the amount of warming is accomplished by computer modeling. Computer models suggest that a doubling of the concentration of the main greenhouse gas, carbon dioxide, may raise the average global temperature between 1 and 3° Celsius. However, the numeric equations of computer models do not accurately simulate the effects of a number of possible negative feedbacks. For example, many of the models cannot properly simulate the negative effects that increased cloud cover would have on the radiation balance of a warmer Earth. Increasing the Earth's temperature would cause the oceans to evaporate greater amounts of water, causing the atmosphere to become cloudier. These extra clouds would then reflect a greater proportion of the sun's energy back to space reducing the amount of solar radiation absorbed by the atmosphere and the Earth's surface. With less solar energy being absorbed at the surface, the effects of an enhanced greenhouse effect may be counteracted. A number of gases are involved in the human caused enhancement of the greenhouse effect. These gases include: carbon dioxide (CO₂); methane (CH₄); nitrous oxide (N₂O); chlorofluorocarbons (CF_xCl_x); and troposphere ozone (O₃). Of these gases, the single most important gas is carbon dioxide which accounts for about 55 % of the change in the intensity of the Earth's greenhouse effect. The contributions of the other gases are 25 % for chlorofluorocarbons, 15 % for methane, and 5 % for nitrous oxide. Ozone's contribution to the enhancement of greenhouse effect is still yet to be quantified.

Greenhouse Gas	Concentration 1750	Concentration 2003	Percent Change	Natural and Anthropogenic Sources
Carbon Dioxide	280 ppm	376 ppm	34 %	Organic decay; Forest fires; Volcanoes; Burning fossil fuels; Deforestation; Land-use change
Methane	0.71 ppm	1.79 ppm	152 %	Wetlands; Organic decay; Termites; Natural gas & oil extraction; Biomass burning; Rice cultivation; Cattle; Refuse landfills
Nitrous Oxide	270 ppb	319 ppb	18 %	Forests; Grasslands; Oceans; Soils; Soil cultivation; Fertilizers; Biomass burning; Burning of fossil fuels
Chlorofluorocarbons (CFCs)	0	880 ppt	Not Applicable	Refrigerators; Aerosol spray propellants; Cleaning solvents
Ozone	Unknown	Varies with latitude and altitude in the atmosphere	Global levels have generally decreased in the stratosphere and increased near the Earth's surface	Created naturally by the action of sunlight on molecular oxygen and artificially through photochemical smog production

Average concentrations of atmospheric carbon dioxide in the year 2005 were about 380 parts per million. Prior to 1700, levels of carbon dioxide were about 280 parts per million. This increase in carbon dioxide in the atmosphere is primarily due to the activities of humans. Beginning in 1700, societal changes brought about by the Industrial Revolution increased the amount of carbon dioxide entering the atmosphere. The major sources of this gas include fossil fuel combustion for industry, transportation, space heating, electricity generation and cooking; and vegetation changes in natural prairie, woodland, and forested ecosystems. Emissions from fossil fuel combustion account for about 65 % of the extra carbon dioxide now found in our atmosphere. The remaining 35 % is derived from deforestation and the conversion of prairie, woodland, and forested ecosystems primarily into agricultural systems. Natural ecosystems can hold 20 to 100 times more carbon dioxide per unit area than agricultural systems. Artificially created chlorofluorocarbons are the strongest greenhouse gas per molecule. However, low concentrations in the atmosphere reduce their overall importance in the *enhancement* of the greenhouse effect. Current measurements in the atmosphere indicate that the concentration of these chemicals may soon begin declining because of reduced emissions. Reports of the development of ozone holes over the North and South Poles and a general decline in global stratospheric ozone levels over the last two decades has caused many nations to cutback on their production and use of these chemicals. In 1987, the signing of the Montreal Protocol agreement by forty-six nations established an immediate timetable for the global reduction of chlorofluorocarbons production and use. Since 1750, methane concentrations in the atmosphere have increased by more than 150 %. The primary sources for the additional methane added to the atmosphere (in order of importance) are rice cultivation, domestic grazing animals, termites, landfills, coal mining, and oil and gas extraction. Anaerobic conditions associated with rice paddy flooding results in the formation of methane gas. However, an accurate estimate of how much methane is being produced from rice paddies has been difficult to obtain. More than 60 % of all rice

paddies are found in India and China where scientific data concerning emission rates are unavailable. Nevertheless, scientists believe that the contribution of rice paddies is large because this form of crop production has more than doubled since 1950. Grazing animals release methane to the environment as a result of herbaceous digestion. Some researchers believe the addition of methane from this source has more than quadrupled over the last century. Termites also release methane through similar processes. Land-use change in the tropics, due to deforestation, ranching, and farming, may be causing termite numbers to expand. If this assumption is correct, the contribution from these insects may be important. Methane is also released from landfills, coal mines, and gas and oil drilling. Landfills produce methane as organic wastes decompose over time. Coal, oil, and natural gas deposits release methane to the atmosphere when these deposits are excavated or drilled. The average concentration of nitrous oxide in the atmosphere is now increasing at a rate of 0.2 to 0.3 % per year. Sources for this increase include land-use conversion; fossil fuel combustion; biomass burning; and soil fertilization. Most of the nitrous oxide added to the atmosphere each year comes from deforestation and the conversion of forest, savanna and grassland ecosystems into agricultural fields and rangeland. Both of these processes reduce the amount of nitrogen stored in living vegetation and soil through the decomposition of organic matter. Nitrous oxide is also released into the atmosphere when fossil fuels and biomass are burned. However, the combined contribution of these sources to the increase of this gas in the atmosphere is thought to be minor. The use of nitrate and ammonium fertilizers to enhance plant growth is another source of nitrous oxide. Accurate measurements of how much nitrous oxide is being released from fertilization have been difficult to obtain. Estimates suggest that the contribution from this source may represent from 50 % to 0.2 % of nitrous oxide added to the atmosphere annually.

Ozone's role in the enhancement of the greenhouse effect has been difficult to determine scientifically. Accurate measurements of past long-term (more than 25 years in the past) levels of this gas in the atmosphere are currently unavailable. Concentrations of ozone gas are found in two different regions of the Earth's atmosphere. The majority of the ozone (about 97 %) found in the atmosphere is localized in the stratosphere at an altitude of 15 to 55 kilometers above the Earth's surface. In recent years, the concentration of the stratospheric ozone has been decreasing because of the buildup of chlorofluorocarbons in the atmosphere. Since the late 1970s, scientists have discovered that total column ozone amounts over Antarctica in the springtime have decreased by as much as 70 %. Satellite measurements have indicated that the zone from 65° North to 65° South latitude has had a 3 % decrease in stratospheric ozone since 1978. Ozone is also highly concentrated at the Earth's surface. Most of this ozone is created as an artificial by product of photochemical smog. In summary, the greenhouse effect causes the atmosphere to trap more heat energy at the Earth's surface and within the atmosphere by absorbing and re-emitting long-wave energy. Of the long-wave energy emitted back to space, 90 % is intercepted and absorbed by greenhouse gases. Without the greenhouse effect the Earth's average global temperature would be -18° Celsius, rather than the present 15° Celsius. In the last few centuries, the activities of humans have directly or indirectly caused the concentration of the major greenhouse gases to increase. Scientists predict that this increase may *enhance* the greenhouse effect making the planet warmer. Some experts estimate that the Earth's average global temperature has already increased by 0.3 to 0.6° Celsius, since the beginning of this century, because of this enhancement. Predictions of future climates indicate that by the middle of the next century the Earth's global temperature may be 1 to 3° Celsius higher than today.

References:

1. Heffel J.W., J.M. Norbeck, C.S. Park, P.B. Scott, (1999). Development of a Variable Blend Hydrogen-Natural Gas Internal Combustion Engine. Part 1--Sensor Development. *Other Documents and Presentations*. 1999-01-2899, SAE Future Transportation Technology Conference, Costa Mesa, CA, August 1999.
2. Norbeck J.M., J.W. Heffel, C.S. Park, P.B. Scott, (1999). Development of a Variable Gaseous Fuels Engine to Facilitate Penetration of Hydrogen in the Transportation Sector. *Other Documents and Presentations*. Draft Final Report to the California Energy Commission under Contract DE-FG51-96R020762. 98-AV-RT2F-004-DFR. January.
3. Pisano J.T., C.G. Sauer, J. Robbins, Miller, J. Wayne, H. Gamble, T. Durbin, (2003). A UV-Differential Optical Absorption Spectrometer for the Measurement of Sulfur Dioxide Emissions from Vehicles. *Measurement Science and Technology*. 14, 1-7
4. Smith M.R., T. Durbin, J.M. Norbeck, T.J. Truex, (1999). South Coast Air Quality Management District Inventory of Alternative-Fuel Vehicles (AFVs) and AFV Comparison: OEM vs. Retrofits. *Other Documents and Presentations*. 9th Coordinating Research Council On-Road Vehicle Emissions Workshop, San Diego, CA. April.
5. Carter W.P.L., M.R. Smith, D. Luo, I.L. Malkina, T.J. Truex, J.M. Norbeck, (1998). Experimental Evaluation of Ozone Forming Potentials of Motor Vehicle Emissions. *Other Documents and Presentations*. 98-01-1099, SAE Future Transportation Technology Conference, Costa Mesa, CA, August 1998.

Presentations. Final Report to the California Air Resources Board under Contract 95-903 and South Coast Air Quality Management District under Contract 95073/Project 4, Phase 2. December 6. 98-AP-RT63-003-FR.

6. Norbeck J.M., K.C. Johnson, N.C. Hill, (1997). Demonstration and Evaluation of a Solar Hydrogen Production Facility for Surface Transportation. Proceedings of the 1997 World Car Conference. January, pp. Riverside, CA
7. Rodriguez-Forker A., J.P. Uihlein, J.S. Segal, G.M. Sverdrup, J.P. Seymour, J.G. Kinatader, A. Pierce, T. Durbin, (1998). Fleet Test Using Butane and Propane Mixtures. In Alternative Fuels 1998. Society of Automotive Engineers Technical Publication SP-1391.